

Waste to value

Katla Snædal and Kristín Lovísa


Project in Krabbesholm Hojskole for
Green innovation week



why?




We wanted to create something bright and eye-catching from the very start.
The glass reminded us of diamonds which inspired our work



why?

We realized we could make different projects from the same area of the car just like the sun visor itself is used in different ways



How? - The process




1st step

Exploring the material of the glass and sun visors



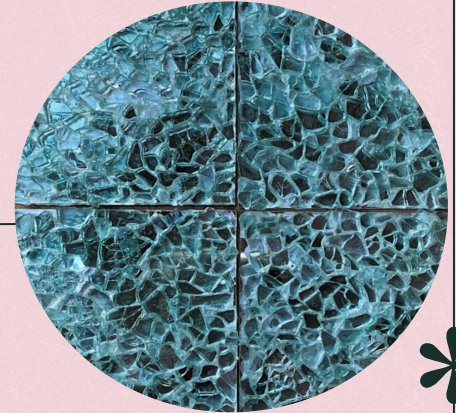
2nd step

Taking the mirrors out of the sun visors and gluing the glass on



3rd step

Repeating the process a few times



4th step

Putting context to the tiles


The process



The first thing we did was playing with our first material; the glass pieces. Exploring and brainstorming and trying to follow our visions.

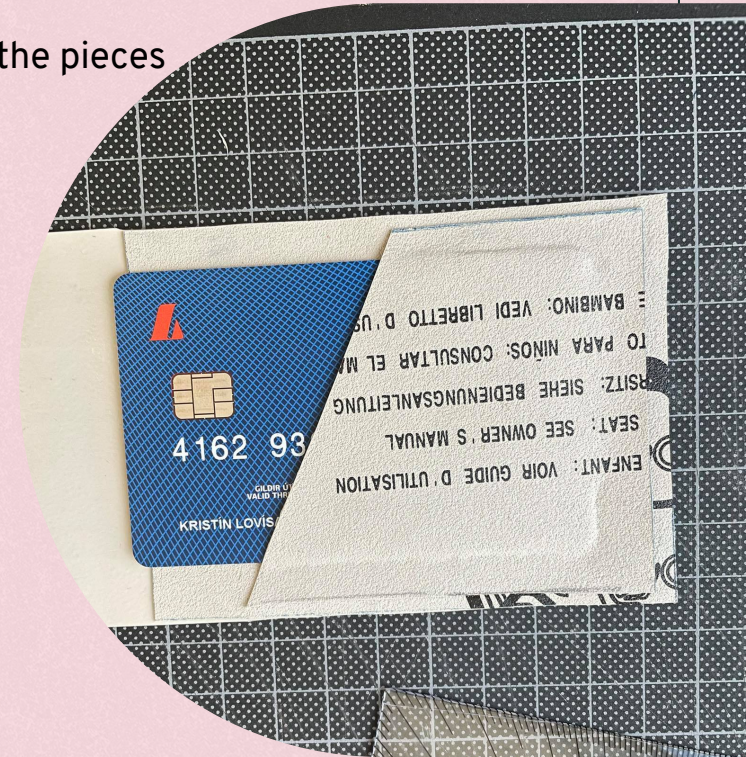
We took the mirrors out of the sun visors and glued the glass onto them until we filled up the surface. We repeated that process three times leaving us with four sparkly tiles.

After making the tiles we scanned them and made replicas of the context in which they would be used for. We put them on walls in bathrooms and printed to showcase how it would look on a table or as decorations for the wall



When cutting off the fabric we figured out it could be used as a wallet because the fabric gave us some kind of a leather feel.

We then glued and sewed the pieces together.

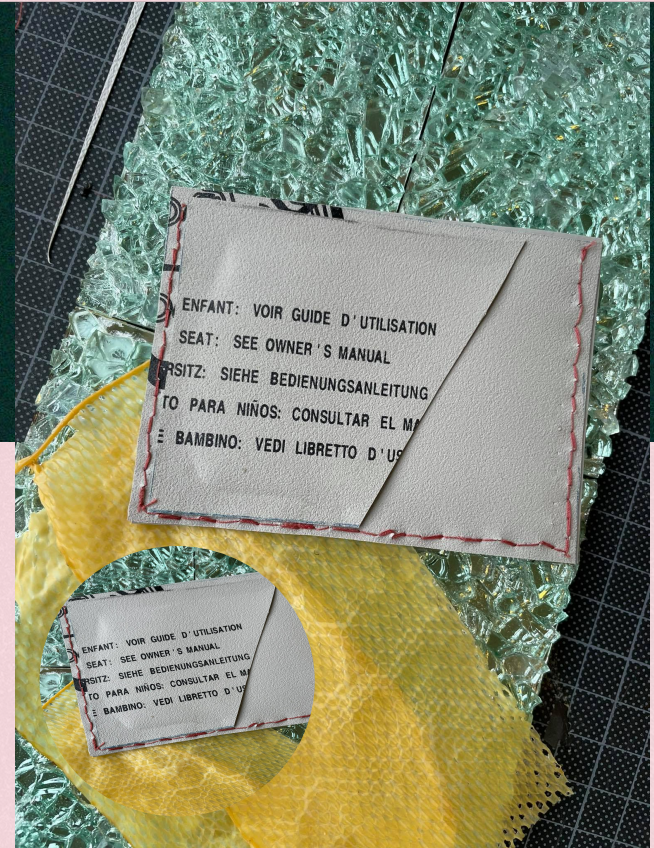


Final product

Wallet

The product came out well
and is something anyone
could make and use in
their daily life
An easy way to reuse old
material

The old sun visor has been
given a new purpose and
life, although still hinting
at and referencing it's past
life



Final product

Replica



The small pieces of glass on the bathroom wall gives it an ocean feel

Tiles



The tiles could be used in different contexts and decorations

